

5.8 cu. ft. Gas Slide-in Range

- EasyClean® + Self Clean
- SuperBoil™ 17k BTU Power Burner
- Slide-in Design
- 5.8 cu. ft. Capacity
- Storage Drawer
- SmartDiagnosis™
- LG ThinQ® Technology (Wi-Fi)



COLOR AVAILABILITY

- LSG5831F – PrintProof™ Stainless Steel

CAPACITY

Oven Capacity	5.8 cu. ft.
Drawer Capacity	0.8 cu. ft.

OVEN FEATURES

Convection System	No
Oven Cooking Modes	Bake, Broil, EasyClean®, Self Clean, Warm, Keep Warm, Proof
Air Sous Vide	No
Built-in Air Fry	No
Temperature Probe	No
Oven Racks	2 Standard
Number of Rack Positions	7
Broil Element (BTU, NG / LP)	13,500 / 12,500
Bake Element (BTU, NG / LP)	19,000 / 17,000
Convection Conversion	No
EasyClean®	Yes
Self Clean	Yes
GoCook Smart Oven Light	Halogen
Door Lock	Yes
Automatic Safety Shut-Off	After 12 Hours

DRAWER FEATURES

Type	Storage
------	---------

COOKTOP FEATURES

Cooktop Type	Sealed
Number of Burners	5
Burner BTU (NG / LP)	
Left Front	12,000 / 10,000
Left Rear	9,100 / 7,500
Center	10,000 / 10,000 (Oval)
Right Front	17,000 / 12,000 (SuperBoil™)
Right Rear	5,000 / 4,000
Cooktop Burner Grate Material	Cast Iron
Continuous Grates	Yes (edge-to-edge)

CONTROLS

Cooktop Control Type	Front Tilt-Control Knobs (Weighted)
Oven Control Type	SmoothTouch™ Glass
Display	LED (White)
Language	English
Kitchen Timer	Yes
Timed Cook	Yes
Clock	12 hr or 24 hr (option)
Temperature Unit of Measure	°F or °C
Cooking Complete Reminder Volume	High, Low, Off
Oven Control Lock	Yes (key)

CONVENIENCE

ADA Compliant	No
Sabbath Mode	Yes (Star-K-Certified)

SMART FEATURES

Wi-Fi Enabled	Yes
ThinQ® Technology	Yes
ThinQ Care	Yes
Voice Control	Amazon Alexa, Google Assistant
SmartDiagnosis™	Yes
3rd Party Recipe App	Yes (Innit and SideChef)
Scan to Cook (LG ThinQ)	Yes

FINISHES AND APPEARANCE

Fingerprint & Smudge Resistant Exterior	Yes
Cooktop Finish	Porcelain Enamel
Handle / Knobs	Stainless Steel Appearance
Oven Door Feature	WideView™ Window

TECHNICAL SPECS

Fuel Type	NG / LP
Required Power Supply	120V, 60Hz
Minimum Circuit Rating	15 Amp
Power Cord Type	3-Prong, Attached to Unit
Power Outlet Location	See Installation Diagram
Gas Supply Location	See Installation Diagram

INCLUDED ACCESSORIES

2 Standard Racks, Rear Filler Kit, LP Conversion Kit, Anti-tip Kit

OPTIONAL ACCESSORIES

Slide-in Range Filler Kit (Side Gaps) LSFL301S

DIMENSIONS / CLEARANCES / WEIGHTS

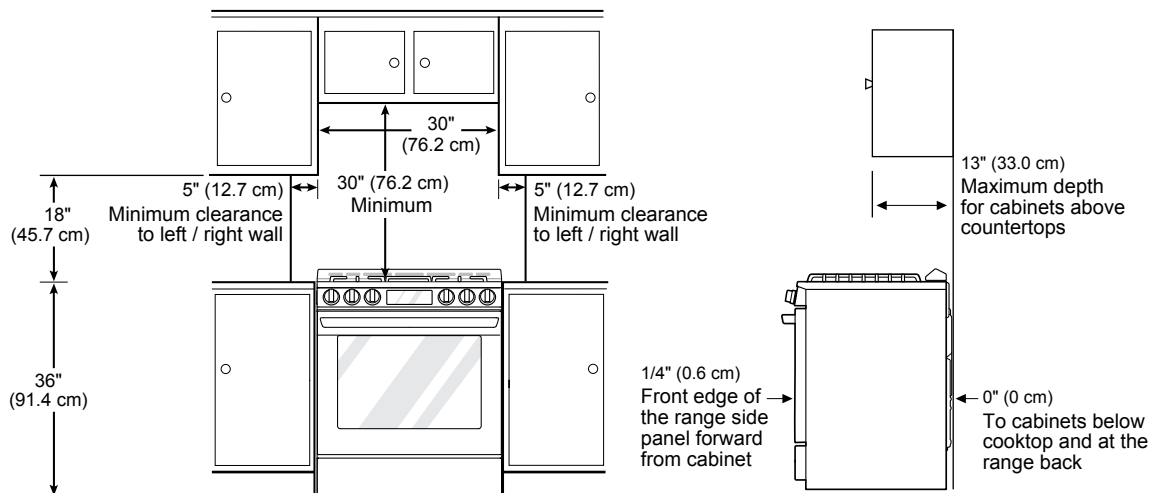
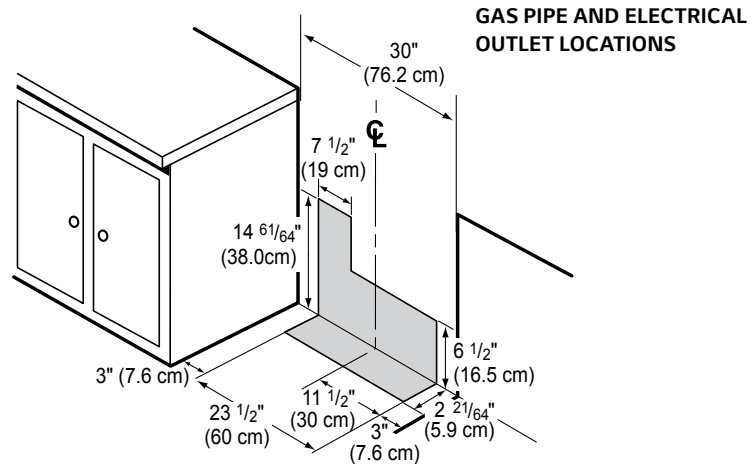
Product Dimensions (W x H x D w/Handle)	29 7/8" x 37 1/4" x 29 7/32"
Product Height to Cooking Surface	36"
Cutout Dimensions (W x H x D)	30" x 36" x 25"
Carton Dimensions (W x H x D)	32 1/2" x 44" x 30 1/2"
Approx. Weight (Product / Carton)	168 lbs. / 192 lbs.

LIMITED WARRANTY

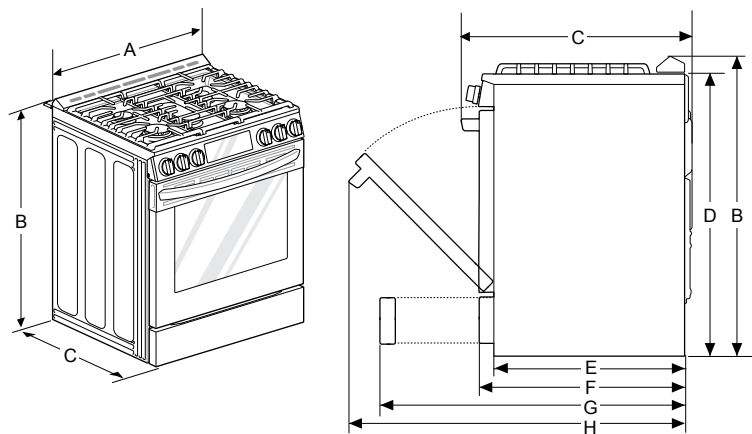
Parts and Labor	1 Year
-----------------	--------

DIMENSIONS / CLEARANCES

Provide proper clearance between the range and adjacent combustible surfaces. These dimensions must be met for safe use of your range. The location of the electrical outlet and pipe opening may be adjusted to meet specific requirements. The range may be placed with 0" clearance (flush) at the back wall.



DIMENSIONS / CLEARANCES



DIMENSIONS / CLEARANCES		
A	Width	29 7/8" (759 mm)
B	Height	37 1/4" (946 mm)
C	Depth (Includes Door Handle)	29 7/32" (742 mm)
D	Height (Excludes Vent Trim)	36" (914 mm)
E	Depth (Includes only the product body that is loaded into the cabinet. Excludes door, drawer, and handles)	24 25/32" (628.4 mm)
F	Depth (Excludes Door Handle)	26 27/32" (682 mm)
G	Depth when drawer is fully opened	36 27/32" (935.7 mm)
H	Depth when door is fully opened	48 5/8" (1235.9 mm)